



Cover 1:
Hamilton Silver

Cover 2:
Labyrinth Mink

Cover 3:
Jewel Charcoal

Chrome Feet

Chicago Collection

Colours represented are to be used as a guide only.
Please refer to manufacturers swatch for a more accurate colour match.

Please note that colour shadings can vary slightly from each roll of fabric.
We cannot guarantee a precise match to these samples or between cut lengths and upholstered goods.

Extra Flex[®]
Soft, Supportive Seating

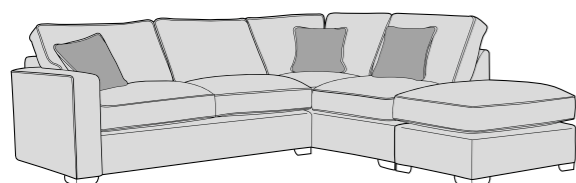
16/11/2020

CHICAGO COVER GUIDE - STANDARD BACK

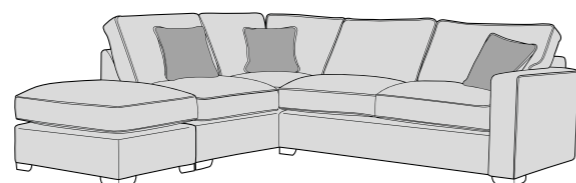
Please use this guide when ordering the following pieces to clarify cover options.

STANDARD BACK

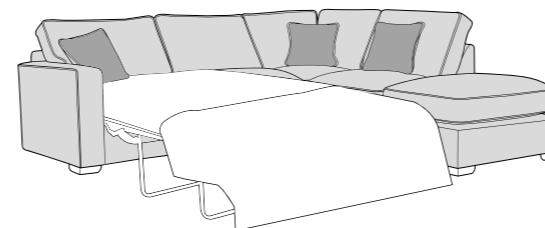
LH2, RFC, FST (L2, RFC, P) Group



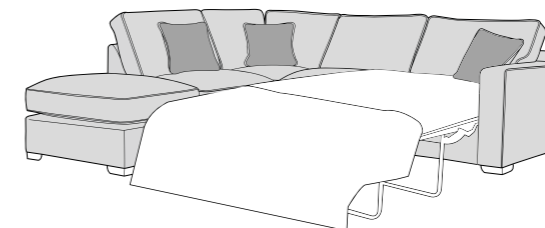
FST, LFC, RH2 (P, LFC, R2) Group



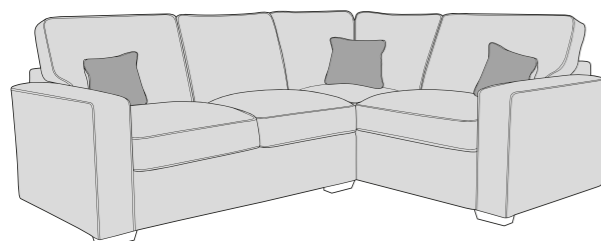
L2S, RFC, FST (L2S, RFC, P) Group



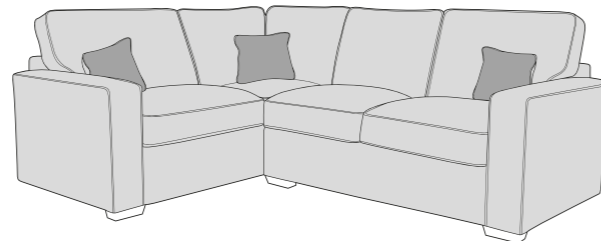
FST, LFC, R2S (P, LFC, R2S) Group




LH2, COR, RH1 (L2, CO, L1) Group




LH1, COR, RH2 (L1, CO, R2) Group



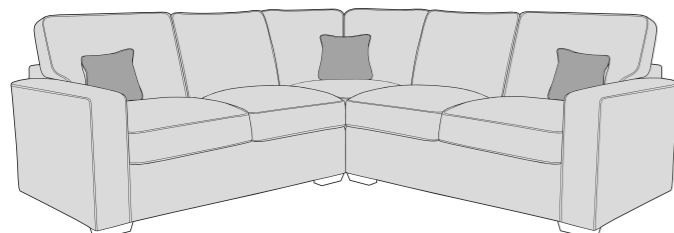
L2S, COR, RH1 (L2S, CO, R1) Group



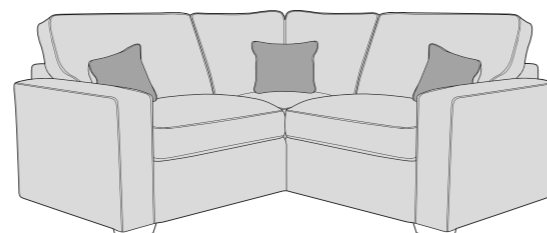
LH1, COR, R2S (L1, CO, R2S) Group




LH2, COR, RH2 (L2, CO, R2) Group



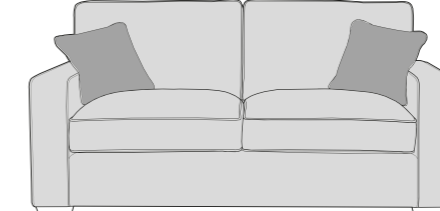
LH1, COR, RH1 (L1, CO, L2) Group



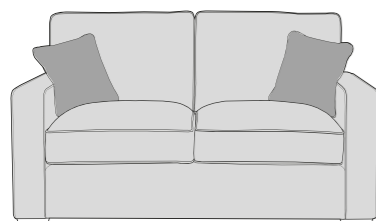
ALU (AU)



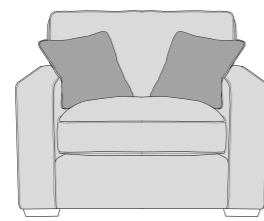
3 Seater sofa (3ST)




2 Seater sofa (2ST)



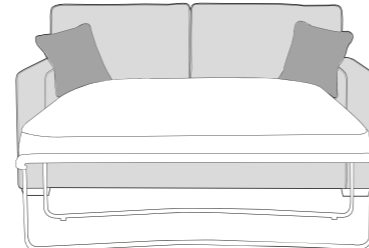
Love Chair (LOV)



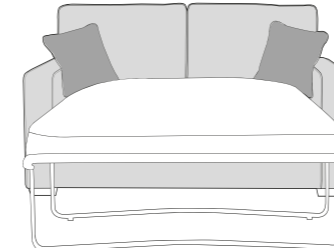
Arm Chair (1ST)



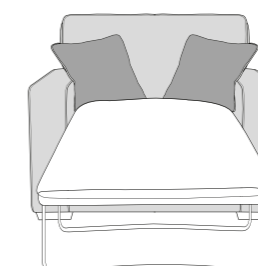
3 Seater Sofa Bed (3SB, 3DB)



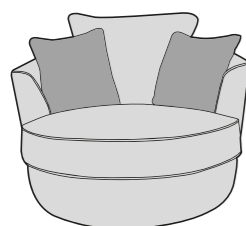
2 Seater Sofa Bed (2SB, 2DB)



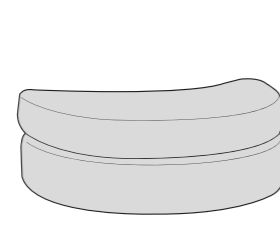
Chair Sofa Bed (1SB, 1DB)




Chicago (Luman) Swivel Chair (SWC)



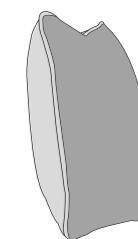
Chicago (Cuddler) Footstool (FST)



 **COVER 1**
(BODY)

 **COVER 2**
(SCATTER)

Standard Back
Scatter Cushions



Front = Cover 2
Piping = Cover 1
Back = Cover 1



APPROVED MEMBER




CHICAGO COVER GUIDE - PILLOW BACK

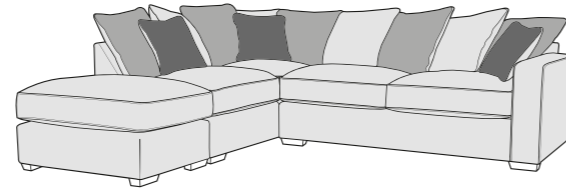
Please use this guide when ordering the following pieces to clarify cover options.

PILLOW BACK

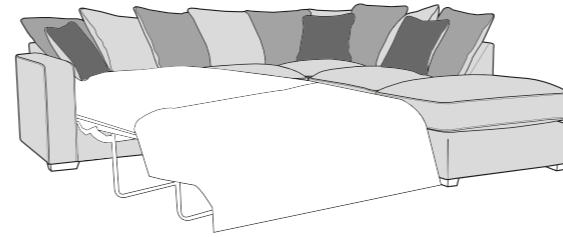
LH2, RFC, FST (L2, RFC, P) Group



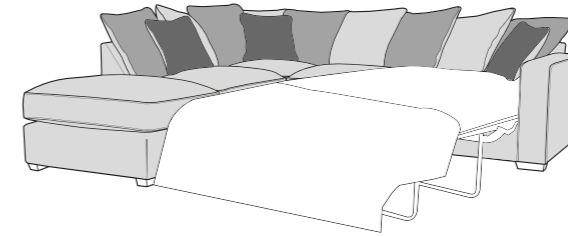
FST, LFC, RH2 (P, LFC, R2) Group



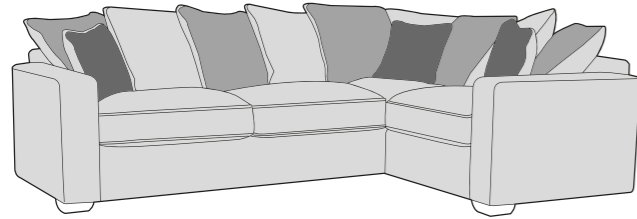
L2S, RFC, FST (L2S, RFC, P) Group




FST, LFC, R2S (P, LFC, R2S) Group




LH2, COR, RH1 (L2, CO, R1) Group




LH1, COR, RH2 (L1, CO, R2) Group




L2S, COR, RH1 (L2S, CO, R1) Group




LH1, COR, R2S (L1, CO, R2S) Group




LH2, COR, RH2 (L2, CO, R2) Group



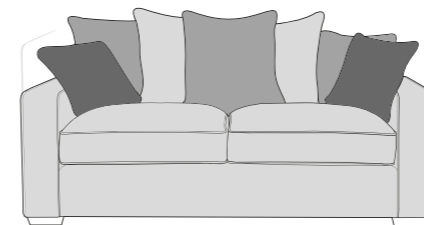
LH1, COR, RH1 (L1, CO, R1) Group



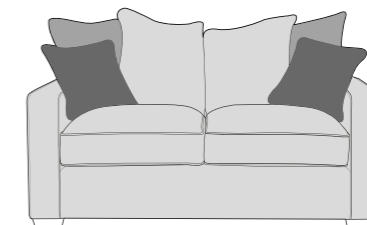
ALU (AU)




3 Seater sofa (3ST)

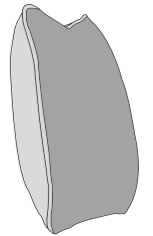


2 Seater sofa (2ST)



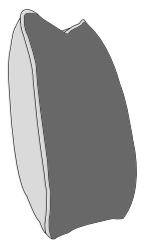
-  **COVER 1**
(BODY)
-  **COVER 2**
(PILLOW)
-  **COVER 3**
(SCATTER)

Pillow Back Cushions



Front = Cover 2
Piping = Cover1
Back = Cover1

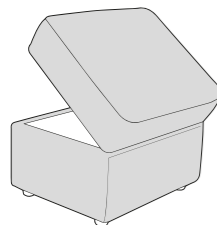
Pillow Back Scatter Cushions



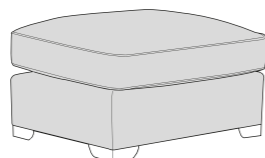
Front = Cover 3
Piping = Cover1
Back = Cover1

ACCENT PIECES

Storage Footstool F (FSS)



Large Footstool P (FST)



CHICAGO DIMENSIONS (CM)

AVAILABLE PIECES	HEIGHT 1	OUTBACK HEIGHT	WIDTH 2	DEPTH 3	ARM HEIGHT	SEAT HEIGHT 4	SEAT DEPTH (STD) 5	SEAT DEPTH (PILLOW) 5	SEAT WIDTH 6	ACCESS DIAGONAL 7	WEIGHT (KG)	PILLOW BACK NO.	SCATTER CUSHION NO.
L2, RFC, P GROUP or R2, LFC, P GROUP	96	72	280	247	65	N/A	N/A	N/A	N/A	N/A	120	9 (5 pattern/4 plain)	3
L2S, RFC, P GROUP or R2S, LFC, P GROUP	96	72	252	247	65	N/A	N/A	N/A	N/A	N/A	128	9 (5 pattern/4 plain)	3
L2, CO, R1 or L1, CO, R2 GROUP	96	72	280	202	65	N/A	N/A	N/A	N/A	N/A	111	9 (5 pattern/4 plain)	3
L2S, CO, R1 or R2S, CO, L2 GROUP	96	72	252	202	65	N/A	N/A	N/A	N/A	N/A	109	9 (5 pattern/4 plain)	3
L2, CO, R2 GROUP	96	72	280	280	65	N/A	N/A	N/A	N/A	N/A	128	11 (5 pattern/6 plain)	3
L1, CO, R1 GROUP	96	72	202	202	65	N/A	N/A	N/A	N/A	N/A	47	7 (3 pattern/4 plain)	3
AU - ARMLESS UNIT	96	72	80	98	N/A	55	55	58	80	120	21	2 (1 pattern/1 plain)	N/A
CO - CORNER UNIT	96	72	98	98	N/A	55	55	58	93	125	30	3 (2 pattern/1 plain)	1
L1/R1 - 1 SEAT ARM UNIT	96	72	104	98	65	55	55	58	80	138	32	2 (1 pattern/1 plain)	1
L2/R2 UNIT	96	72	182	98	65	55	55	58	162	205	49	4 (2 pattern/2 plain)	1
LFC/RFC UNIT	96	72	177	98	65	55	55	58	140	198	53	5 (3 pattern/2 plain)	2
L2S/R2S - BED ACTION	96	72	154	98	65	55	55	58	133	178	57	4 (2 pattern/2 plain)	1
SOFA BEDS - STD BACK ONLY													
3S (140CM SOFA BED) STANDARD	96	72	188	98	65	55	55	N/A	149	208	82.5	N/A	2
2S (120CM SOFA BED) STANDARD	96	72	168	98	65	55	55	N/A	129	193	76	N/A	2
1S (80CM SOFA BED) STANDARD	96	72	130	98	65	55	55	N/A	90	161	77	N/A	2
3D (140CM SOFA BED) DELUXE	96	72	188	98	65	55	55	N/A	149	208	104	N/A	2
2D (120CM SOFA BED) DELUXE	96	72	168	98	65	55	55	N/A	129	193	95	N/A	2
1D (80CM SOFA BED) DELUXE	96	72	130	98	65	55	55	N/A	90	161	88	N/A	2
OPEN DEPTH OF SOFA BEDS 226CM													
ACCENT PIECES													
STORAGE FOOTSTOOL (F)	45	N/A	63	50	N/A	N/A	N/A	N/A	N/A	75	12.5	N/A	N/A
LARGE FOOTSTOOL (P)	55	N/A	98	70	N/A	56	55	58	N/A	115	18	N/A	N/A

- * Hardwood & composite board frame.
- * Dowelled, screwed, glued & stapled joinery.
- * Chrome & Wood foot options.

- * ExtraFlex high comfort seat cushions.
- * Fibre filled backs for added comfort.

- * Serpentine seat springs & silent wire.
- * Elasticated back webbing.

SOFABEDS: 2 SLEEP OPTIONS

STANDARD ACTION & FOAM MATTRESS

A three fold metal action with a sprung 'polyprop' base. Complemented by a high performance foam mattress. For occasional use only.

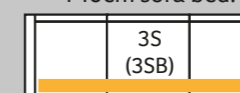


Mattress Thickness: 6cm

Mattress Length: 185cm

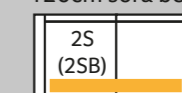
3 fold action is 140kg total max occupancy weight

140cm sofa bed:



Mattress Width: 133cm

120cm sofa bed:



Mattress Width: 113cm

80cm chair bed:



Mattress Width: 73cm

DELUXE ACTION & SPRUNG MATTRESS

A two fold metal action with beech slats. Complemented by a deluxe sprung mattress. For everyday use.

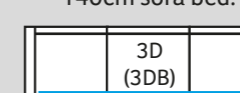


Mattress thickness: 11.5cm

Mattress Length: 183cm

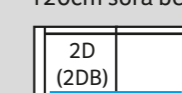
2 fold action is 160kg total max occupancy weight

140cm sofa bed:



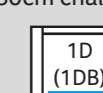
Mattress Width: 132cm

120cm sofa bed:



Mattress Width: 114cm

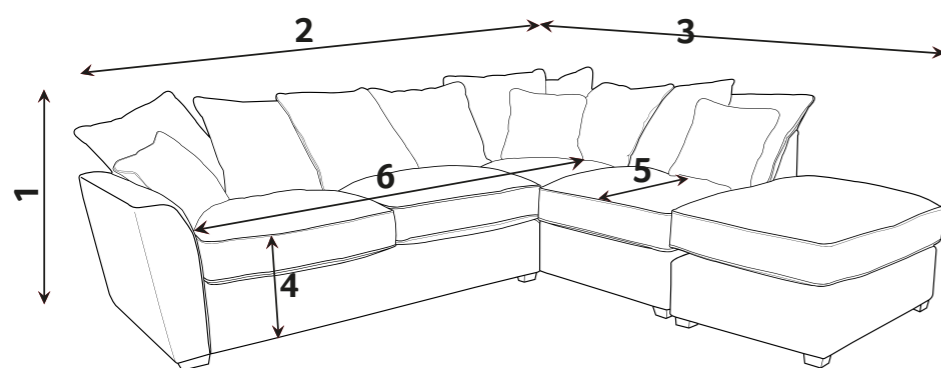
80cm chair bed:



Mattress Width: 76cm

Sofa beds available as standard back only

DIMENSION GUIDE



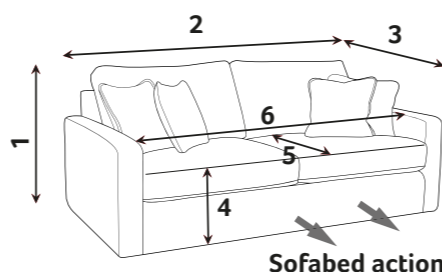
1 - HEIGHT
2 - WIDTH

3 - DEPTH
4 - SEAT HEIGHT

5 - SEAT DEPTH (STD & PILLOW)
6 - SEAT WIDTH

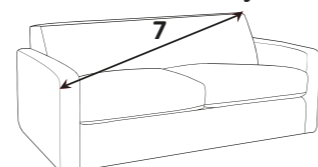
7 - DIAGONAL ACCESS

Illustrations used for reference only.



Sofabed action

Check the diagonal access dimension to ensure furniture will fit in your home.



Extra Flex®

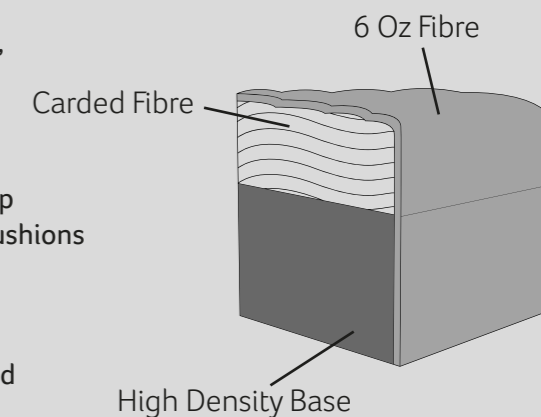
A high density foam base seat interior with a hand-rolled carded fibre, channelled topper which provides both softness and support.

CARE GUIDE

Extraflex seat cushions should be plumped up on a regular basis to help maintain the aesthetical appeal of your upholstery, the plumping of cushions is essential to help retain the comfort and softness of any piece of upholstered furniture.

To improve the longevity of your hand-made furniture, we recommend rotating cushions (where applicable).

For further information on maintaining your furniture please refer to the care guide located under the seat platform.



Beech (Light)

Mid Oak

Brown (dark)

Chrome

FOOT OPTIONS:

